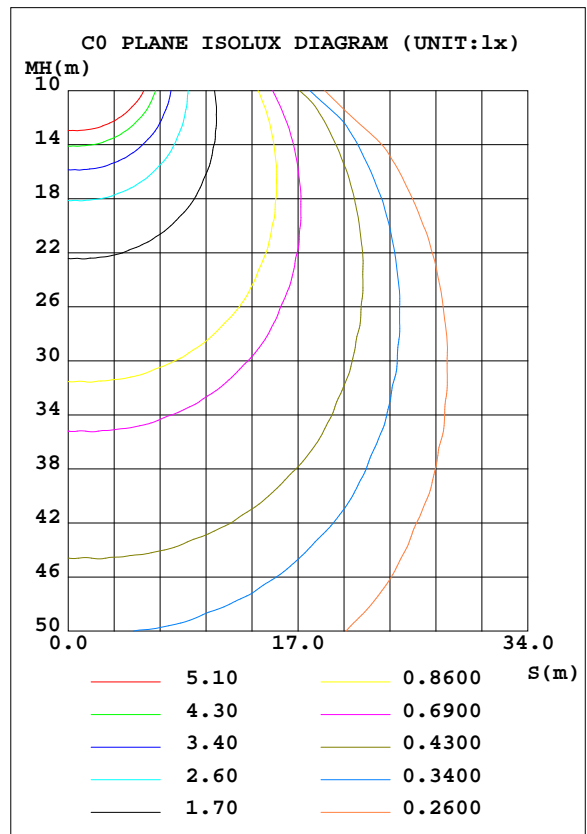
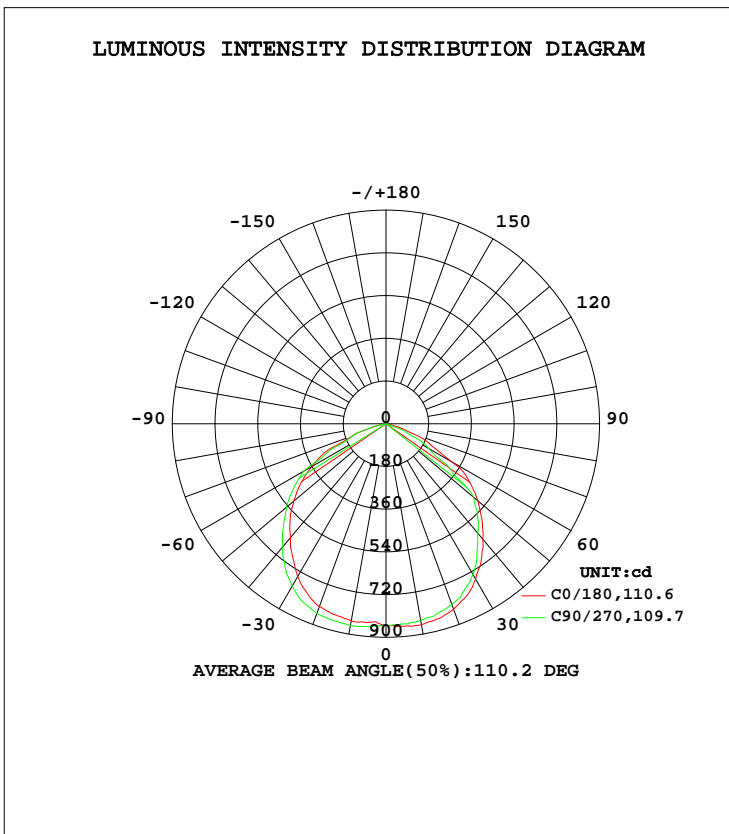


LUMINAIRE PHOTOMETRIC TEST REPORT

Test:U:220.04V I:0.1855A P:20.766W PF:0.5088 Freq:50.00Hz Lamp Flux:2276.65x1 lm		
NAME: LED Floodlight	TYPE:LED	WEIGHT:N/A
SPEC.:N/A	DIM.:	SERIAL No.:N/A
MFR.: Futlight Optoelectronics Co.,Ltd	SUR.:	Shielding Angle:N/A

DATA OF LAMP		PHOTOMETRIC DATA Eff: 109.63 lm/W			
MODEL	FUTT04	I _{max} (cd)	863.3	S/MH(C0/180)	1.28
NOMINAL POWER(W)	20	LOR(%)	100.0	S/MH(C90/270)	1.36
RATED VOLTAGE(V)	100-240	TOTAL FLUX(lm)	2276.7	η UP, DN(C0-180)	0.0,46.9
NOMINAL FLUX(lm)	2276.65	CIE CLASS	DIRECT	η UP, DN(C180-360)	0.1,53.0
LAMPS INSIDE	1	η up(%)	0.1	CIBSE SHR NOM	1.25
TEST VOLTAGE(V)	220	η down(%)	99.9	CIBSE SHR MAX	1.35



C Range: 0 - 360DEG
 C Interval: 22.5DEG
 Test Speed: HIGH
 Temperature:24.5DEG
 Operators:William
 Test Date:2019-06-05

γ Range: 0 - 180DEG
 γ Interval: 1.0DEG
 Test System:EVERFINE GO-R5000_V2 SYSTEM V2.0.366
 Humidity:65.7%
 Test Distance:26.000m [K=1.3952]
 Remarks:

ZONAL FLUX DIAGRAM

ZONAL FLUX DIAGRAM:

γ	C0	C45	C90	C135	C180	C225	C270	C315	γ	Φ zone	Φ total	%lum, lamp
10	860.3	851.7	840.8	839.9	842.9	856.8	863.3	861.4	0- 10	81.26	81.26	3.57,3.57
20	831.7	837.0	809.9	816.5	819.5	844.6	850.7	851.8	10- 20	238.9	320.1	14.1,14.1
30	755.9	779.6	732.4	767.4	743.5	803.2	791.3	810.3	20- 30	372.7	692.8	30.4,30.4
40	634.7	658.3	602.9	646.2	626.5	701.9	677.3	707.7	30- 40	450.3	1143	50.2,50.2
50	505.2	495.3	481.4	491.8	507.2	555.4	547.2	554.3	40- 50	456.1	1599	70.2,70.2
60	318.3	339.2	207.6	342.6	359.6	395.3	403.0	392.8	50- 60	388.6	1988	87.3,87.3
70	109.7	83.11	41.49	109.5	153.8	187.9	148.6	149.2	60- 70	227.9	2216	97.3,97.3
80	3.369	2.303	1.417	2.548	3.427	19.47	7.116	14.70	70- 80	56.51	2272	99.8,99.8
90	0	0	0	0	0	0	0.4346	0	80- 90	1.995	2274	99.9,99.9
100	0	0	0	0	0	0	0	0	90-100	0.0020	2274	99.9,99.9
110	0	0	0	0	0.1466	0.0749	0	0.0752	100-110	0.0109	2274	99.9,99.9
120	0	0	0	0	0.4380	0.2958	0.2248	0.3729	110-120	0.1205	2274	99.9,99.9
130	0	0	0	0	0.8025	0.5176	0.5202	0.5955	120-130	0.2051	2275	99.9,99.9
140	0.4361	0.3697	0.6669	0.3694	0.8760	0.5933	0.8891	0.8164	130-140	0.3201	2275	99.9,99.9
150	1.241	1.255	1.337	1.188	1.314	1.038	1.192	1.262	140-150	0.5762	2275	99.9,99.9
160	1.387	1.257	1.337	1.262	1.387	1.479	1.560	1.410	150-160	0.6190	2276	100,100
170	1.462	1.329	1.560	1.262	1.387	1.479	1.560	1.410	160-170	0.3975	2277	100,100
180	1.533	1.405	1.634	1.410	1.387	1.479	1.560	1.410	170-180	0.1392	2277	100,100
DEG	LUMINOUS INTENSITY:cd									UNIT:lm		

Conical surface Flux(90deg): 1374.5 lm

%lum = 60.4%
%lamp = 60.4%

Conical surface Flux(120deg): 1987.8 lm

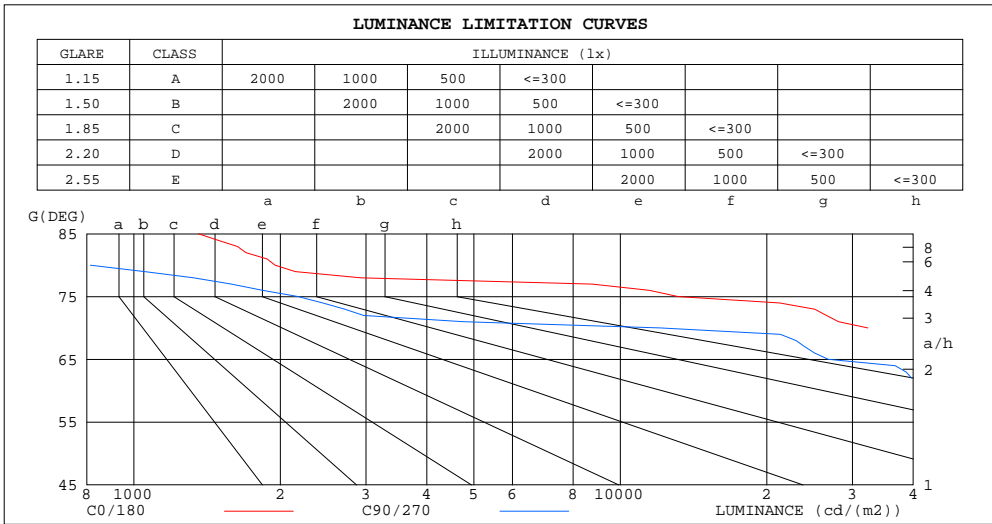
%lum = 87.3%
%lamp = 87.3%

C Range: 0 - 360DEG
C Interval: 22.5DEG
Test Speed: HIGH
Temperature:24.5DEG
Operators:William
Test Date:2019-06-05

γ Range: 0 - 180DEG
γ Interval: 1.0DEG
Test System:EVERFINE GO-R5000_V2 SYSTEM V2.0.366
Humidity:65.7%
Test Distance:26.000m [K=1.3952]
Remarks:

LUMINANCE LIMITATION CURVES

Test:U:220.04V I:0.1855A P:20.766W PF:0.5088 Freq:50.00Hz Lamp Flux:2276.65x1 lm		
NAME: LED Floodlight	TYPE:LED	WEIGHT:N/A
SPEC.:N/A	DIM.:	SERIAL No.:N/A
MFR.: Futlight Optoelectronics Co.,Ltd	SUR.:	Shielding Angle:N/A



LUMINANCE cd/(m2)		
G(DEG)	C0/180	C90/270
85	1358	0
80	1951	814
75	13150	2176
70	32267	12096
65	49077	26760
60	64034	41400
55	75659	57607
50	79040	74680
45	81390	76666

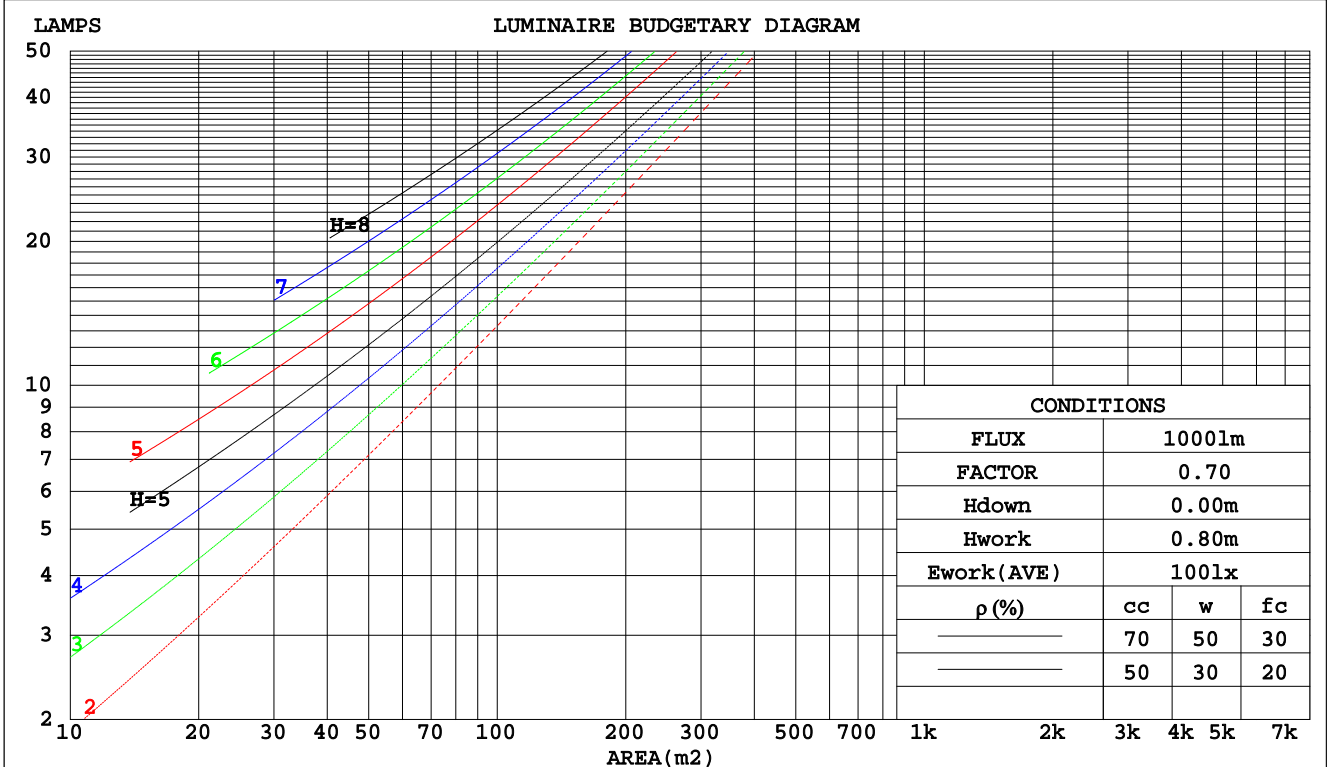
C Range: 0 - 360DEG
 C Interval: 22.5DEG
 Test Speed: HIGH
 Temperature:24.5DEG
 Operators:William
 Test Date:2019-06-05

γ Range: 0 - 180DEG
 γ Interval: 1.0DEG
 Test System:EVERFINE GO-R5000_V2 SYSTEM V2.0.366
 Humidity:65.7%
 Test Distance:26.000m [K=1.3952]
 Remarks:

CU AND LUMINAIRE BUDGETARY ESTIMATE DIAGRAM

Test:U:220.04V I:0.1855A P:20.766W PF:0.5088 Freq:50.00Hz Lamp Flux:2276.65x1 lm		
NAME: LED Floodlight	TYPE:LED	WEIGHT:N/A
SPEC.:N/A	DIM.:	SERIAL No.:N/A
MFR.: Futlight Optoelectronics Co.,Ltd	SUR.:	Shielding Angle:N/A

pcc	80%			70%			50%			30%			10%			0
	50%	30%	10%	50%	30%	10%	50%	30%	10%	50%	30%	10%	50%	30%	10%	
pw																0
pfc	20%			20%			20%			20%			20%			0
RCR	RCR:Room Cavity Ratio Coefficients of Utilization(CU)															
0.0	1.19	1.19	1.19	1.16	1.16	1.16	1.11	1.11	1.11	1.06	1.06	1.06	1.02	1.02	1.02	.00
1.0	1.06	1.03	.99	1.04	1.01	.98	.90	.97	.95	.96	.94	.92	.92	.91	.89	.87
2.0	.94	.88	.83	.92	.86	.82	.89	.84	.80	.85	.81	.78	.82	.79	.76	.74
3.0	.83	.76	.70	.82	.75	.69	.79	.73	.68	.76	.71	.67	.73	.69	.66	.63
4.0	.74	.66	.60	.73	.65	.59	.70	.64	.58	.68	.62	.58	.66	.61	.57	.55
5.0	.66	.58	.52	.65	.57	.51	.63	.56	.51	.61	.55	.50	.59	.54	.50	.48
6.0	.60	.51	.45	.59	.51	.45	.57	.50	.44	.55	.49	.44	.54	.48	.44	.42
7.0	.54	.46	.40	.53	.45	.40	.52	.45	.39	.50	.44	.39	.49	.43	.39	.37
8.0	.49	.41	.36	.49	.41	.35	.47	.40	.35	.46	.40	.35	.45	.39	.35	.33
9.0	.45	.37	.32	.45	.37	.32	.44	.37	.32	.43	.36	.32	.42	.36	.31	.30
10.0	.42	.34	.29	.41	.34	.29	.40	.34	.29	.39	.33	.29	.39	.33	.29	.27



C Range: 0 - 360DEG
 C Interval: 22.5DEG
 Test Speed: HIGH
 Temperature:24.5DEG
 Operators:William
 Test Date:2019-06-05

γ Range: 0 - 180DEG
 γ Interval: 1.0DEG
 Test System:EVERFINE GO-R5000_V2 SYSTEM V2.0.366
 Humidity:65.7%
 Test Distance:26.000m [K=1.3952]
 Remarks:

WEC AND CCEC

Test:U:220.04V I:0.1855A P:20.766W PF:0.5088 Freq:50.00Hz Lamp Flux:2276.65x1 lm		
NAME: LED Floodlight	TYPE:LED	WEIGHT:N/A
SPEC.:N/A	DIM.:	SERIAL No.:N/A
MFR.: Futlight Optoelectronics Co.,Ltd	SUR.:	Shielding Angle:N/A

ρcc	80%			70%			50%			30%			10%			0
ρw	50%	30%	10%	50%	30%	10%	50%	30%	10%	50%	30%	10%	50%	30%	10%	0
ρfc	20%			20%			20%			20%			20%			0
RCR	RCR:Room Cavity Ratio						Wall Exitance Coefficients(WEC)									
0.0																
1.0	.263	.150	.047	.256	.146	.046	.243	.139	.045	.231	.133	.043	.220	.127	.041	
2.0	.258	.142	.043	.252	.139	.043	.241	.134	.042	.230	.129	.040	.220	.125	.039	
3.0	.246	.131	.039	.240	.129	.039	.230	.125	.038	.221	.121	.037	.212	.117	.036	
4.0	.231	.120	.035	.226	.118	.035	.217	.115	.034	.209	.112	.034	.201	.109	.033	
5.0	.217	.110	.032	.212	.109	.032	.204	.106	.031	.197	.104	.031	.190	.102	.031	
6.0	.203	.102	.029	.199	.101	.029	.192	.098	.029	.185	.096	.028	.179	.094	.028	
7.0	.190	.094	.027	.187	.093	.027	.181	.091	.026	.175	.090	.026	.169	.088	.026	
8.0	.179	.087	.025	.176	.087	.024	.170	.085	.024	.165	.083	.024	.160	.082	.024	
9.0	.168	.081	.023	.166	.081	.023	.161	.079	.023	.156	.078	.022	.151	.077	.022	
10.0	.159	.076	.021	.157	.076	.021	.152	.074	.021	.148	.073	.021	.143	.072	.021	

ρcc	80%			70%			50%			30%			10%			0
ρw	50%	30%	10%	50%	30%	10%	50%	30%	10%	50%	30%	10%	50%	30%	10%	0
ρfc	20%			20%			20%			20%			20%			0
RCR	RCR:Room Cavity Ratio						Ceiling Cavity Exitance Coefficients(CCEC)									
0.0	.191	.191	.191	.163	.163	.163	.112	.112	.112	.064	.064	.064	.020	.020	.020	
1.0	.178	.157	.139	.152	.135	.120	.104	.093	.083	.060	.054	.048	.019	.017	.016	
2.0	.169	.133	.103	.144	.114	.089	.099	.079	.062	.057	.046	.036	.018	.015	.012	
3.0	.161	.115	.079	.138	.099	.068	.095	.069	.048	.055	.040	.028	.018	.013	.009	
4.0	.153	.101	.062	.131	.088	.054	.090	.061	.038	.052	.036	.022	.017	.012	.007	
5.0	.146	.091	.050	.126	.079	.044	.086	.055	.031	.050	.032	.018	.016	.011	.006	
6.0	.139	.082	.042	.120	.071	.036	.083	.050	.026	.048	.029	.015	.015	.010	.005	
7.0	.133	.076	.035	.114	.065	.031	.079	.046	.022	.046	.027	.013	.015	.009	.004	
8.0	.127	.070	.030	.109	.060	.027	.076	.042	.019	.044	.025	.011	.014	.008	.004	
9.0	.121	.065	.027	.104	.056	.023	.072	.040	.017	.042	.023	.010	.014	.008	.003	
10.0	.116	.061	.024	.100	.053	.021	.069	.037	.015	.040	.022	.009	.013	.007	.003	

C Range: 0 - 360DEG
 C Interval: 22.5DEG
 Test Speed: HIGH
 Temperature:24.5DEG
 Operators:William
 Test Date:2019-06-05

γ Range: 0 - 180DEG
 γ Interval: 1.0DEG
 Test System:EVERFINE GO-R5000_V2 SYSTEM V2.0.366
 Humidity:65.7%
 Test Distance:26.000m [K=1.3952]
 Remarks:

UGR(Unified Glare Rating) Table

Test:U:220.04V I:0.1855A P:20.766W PF:0.5088 Freq:50.00Hz Lamp Flux:2276.65x1 lm										
NAME: LED Floodlight					TYPE:LED			WEIGHT:N/A		
SPEC.:N/A					DIM.:			SERIAL No.:N/A		
MFR.: Futlight Optoelectronics Co.,Ltd					SUR.:			Shielding Angle:N/A		
ceiling/cavity	0.7	0.7	0.5	0.5	0.3	0.7	0.7	0.5	0.5	0.3
walls	0.5	0.3	0.5	0.3	0.3	0.5	0.3	0.5	0.3	0.3
working plane	0.2	0.2	0.2	0.2	0.2	0.2	0.2	0.2	0.2	0.2
Room dimensions	Viewed crosswise					Viewed endwise				
x = 2H y = 2H	27.7	29.2	28.0	29.4	29.6	26.5	27.9	26.7	28.1	28.3
3H	28.3	29.6	28.6	29.9	30.1	26.6	27.9	26.9	28.2	28.4
4H	28.3	29.6	28.6	29.8	30.1	26.5	27.8	26.8	28.0	28.3
6H	28.2	29.4	28.5	29.7	29.9	26.4	27.6	26.7	27.9	28.1
8H	28.2	29.3	28.5	29.6	29.9	26.4	27.5	26.7	27.8	28.1
12H	28.1	29.2	28.5	29.5	29.8	26.3	27.4	26.7	27.7	28.0
4H 2H	28.0	29.2	28.3	29.5	29.7	26.9	28.2	27.2	28.4	28.7
3H	28.6	29.7	29.0	30.0	30.3	27.1	28.2	27.5	28.5	28.8
4H	28.6	29.6	29.0	29.9	30.2	27.0	28.0	27.4	28.3	28.6
6H	28.5	29.4	28.9	29.7	30.1	26.9	27.8	27.3	28.1	28.5
8H	28.5	29.3	28.9	29.7	30.0	26.9	27.7	27.3	28.0	28.4
12H	28.5	29.2	28.9	29.6	30.0	26.8	27.6	27.3	27.9	28.3
8H 4H	28.5	29.3	28.9	29.7	30.1	26.9	27.7	27.3	28.1	28.5
6H	28.4	29.1	28.9	29.5	29.9	26.9	27.5	27.3	27.9	28.3
8H	28.4	29.0	28.9	29.4	29.8	26.8	27.4	27.3	27.8	28.3
12H	28.4	28.8	28.8	29.3	29.8	26.8	27.3	27.3	27.7	28.2
12H 4H	28.5	29.2	28.9	29.6	30.0	26.9	27.6	27.3	28.0	28.4
6H	28.4	29.0	28.9	29.4	29.8	26.8	27.4	27.3	27.8	28.3
8H	28.4	28.8	28.8	29.3	29.8	26.8	27.3	27.3	27.7	28.2
Variations with the observer position at spacings:										
S = 1.0H	+ 0.1 / - 0.2					+ 0.5 / - 0.7				
1.5H	+ 0.4 / - 1.0					+ 0.7 / - 1.1				
2.0H	+ 0.8 / - 1.2					+ 1.5 / - 2.2				

CIE Pub.117, 2277 lm Total Lamp Luminous Flux Corrected ($8\log(F/F_0) = 2.9$)

C Range: 0 - 360DEG
 C Interval: 22.5DEG
 Test Speed: HIGH
 Temperature:24.5DEG
 Operators:William
 Test Date:2019-06-05

γ Range: 0 - 180DEG
 γ Interval: 1.0DEG
 Test System:EVERFINE GO-R5000_V2 SYSTEM V2.0.366
 Humidity:65.7%
 Test Distance:26.000m [K=1.3952]
 Remarks:

UTILIZATION FACTORS TABLE

Test:U:220.04V I:0.1855A P:20.766W PF:0.5088 Freq:50.00Hz Lamp Flux:2276.65x1 lm		
NAME: LED Floodlight	TYPE:LED	WEIGHT:N/A
SPEC.:N/A	DIM.:	SERIAL No.:N/A
MFR.: Futlight Optoelectronics Co.,Ltd	SUR.:	Shielding Angle:N/A

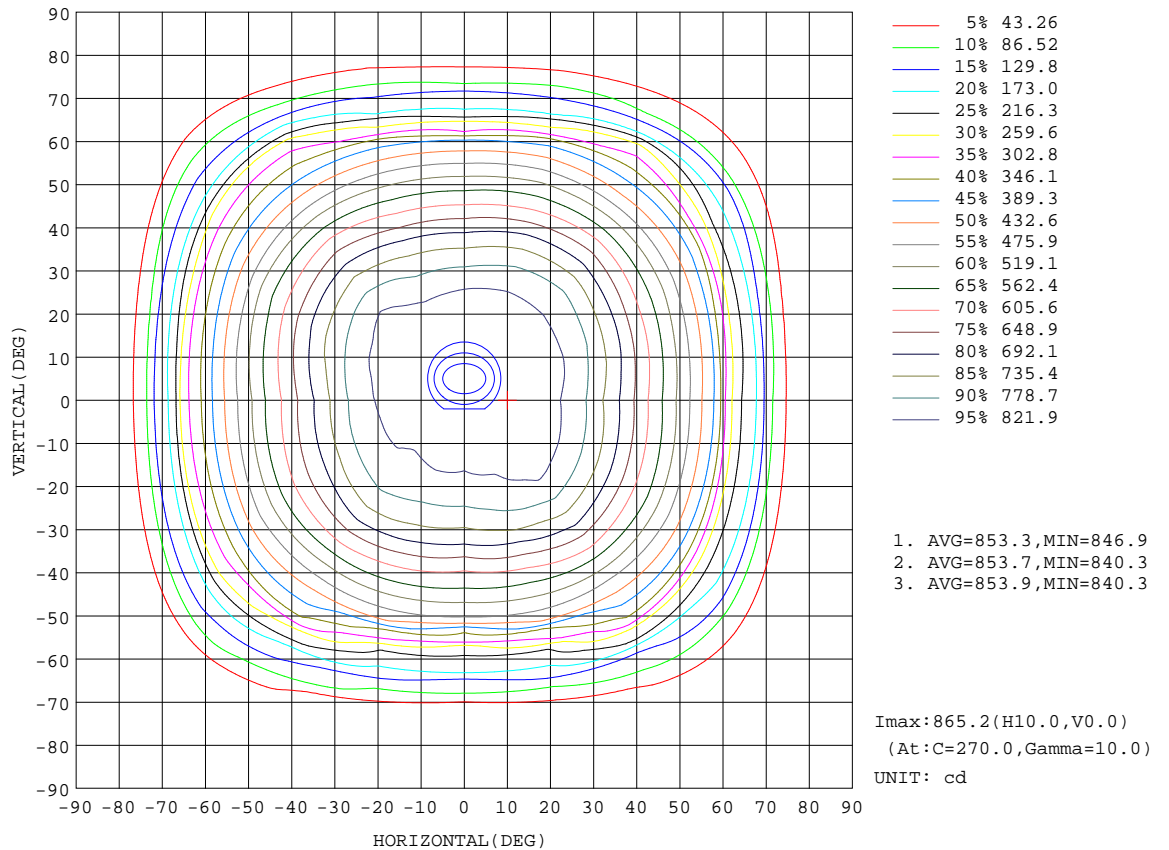
REFLECTANCE										
Ceiling	0.8	0.8	0.8	0.7	0.7	0.7	0.5	0.5	0.5	0
Walls	0.7	0.5	0.3	0.7	0.5	0.3	0.7	0.5	0.3	0
Working plane	0.2	0.2	0.2	0.2	0.2	0.2	0.2	0.2	0.2	0
ROOM INDEX	UTILIZATION FACTORS(PERCENT) $k(RI) \times RCR = 5$									
k = 0.60	60	49	42	59	49	42	58	48	42	36
0.80	71	60	53	70	59	53	68	59	52	46
1.00	80	69	63	78	69	62	76	70	62	55
1.25	87	77	71	85	77	70	83	75	70	63
1.50	92	83	77	90	82	76	87	80	75	68
2.00	98	91	85	96	90	84	93	87	83	76
2.50	102	95	90	100	94	89	96	91	87	79
3.00	105	99	94	103	97	93	99	94	91	83
4.00	108	103	99	106	102	98	102	98	95	87
5.00	110	106	103	108	104	101	104	101	98	89
ROOM INDEX	UF(total)									Direct
According to DIN EN 13032-2 2004			Suspended				SHRNOM = 1.25			

C Range: 0 - 360DEG
 C Interval: 22.5DEG
 Test Speed: HIGH
 Temperature:24.5DEG
 Operators:William
 Test Date:2019-06-05

γ Range: 0 - 180DEG
 γ Interval: 1.0DEG
 Test System:EVERFINE GO-R5000_V2 SYSTEM V2.0.366
 Humidity:65.7%
 Test Distance:26.000m [K=1.3952]
 Remarks:

ISOCANDELA DIAGRAM

Test:U:220.04V I:0.1855A P:20.766W PF:0.5088 Freq:50.00Hz Lamp Flux:2276.65x1 lm		
NAME: LED Floodlight	TYPE:LED	WEIGHT:N/A
SPEC.:N/A	DIM.:	SERIAL No.:N/A
MFR.: Futlight Optoelectronics Co.,Ltd	SUR.:	Shielding Angle:N/A

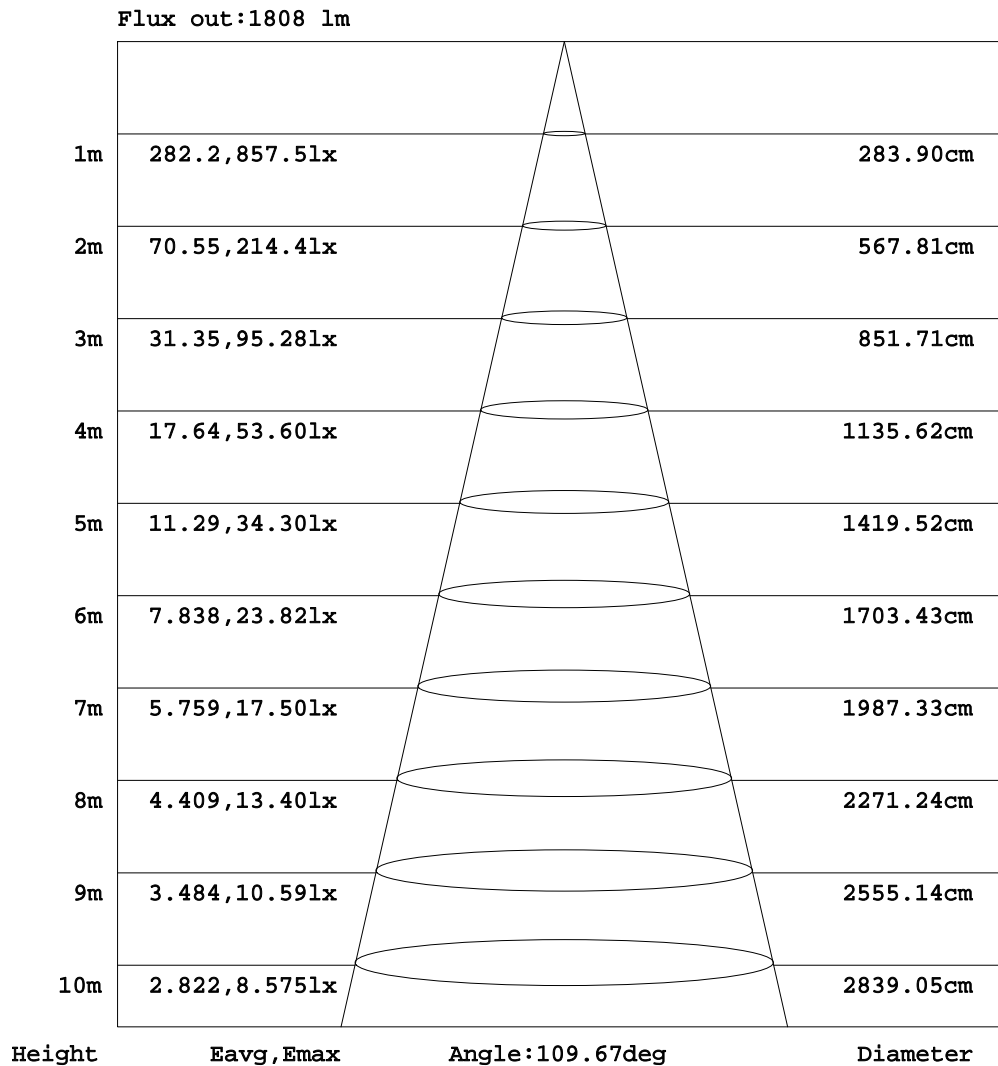


C Range: 0 - 360DEG
 C Interval: 22.5DEG
 Test Speed: HIGH
 Temperature: 24.5DEG
 Operators: William
 Test Date: 2019-06-05

γ Range: 0 - 180DEG
 γ Interval: 1.0DEG
 Test System: EVERFINE GO-R5000_V2 SYSTEM V2.0.366
 Humidity: 65.7%
 Test Distance: 26.000m [K=1.3952]
 Remarks:

AAI Figure

Test:U:220.04V I:0.1855A P:20.766W PF:0.5088 Freq:50.00Hz Lamp Flux:2276.65x1 lm		
NAME: LED Floodlight	TYPE:LED	WEIGHT:N/A
SPEC.:N/A	DIM.:	SERIAL No.:N/A
MFR.: Futlight Optoelectronics Co.,Ltd	SUR.:	Shielding Angle:N/A



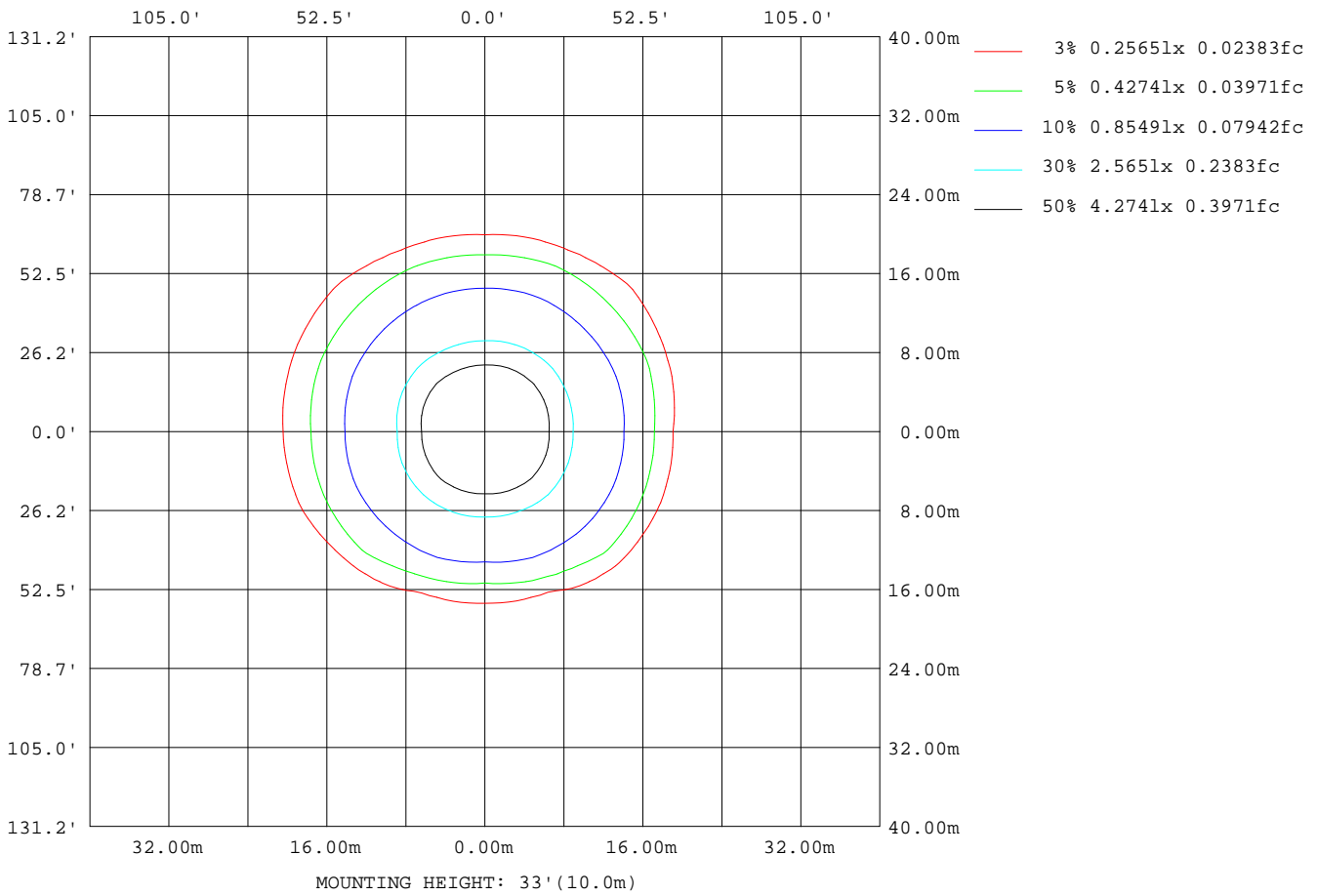
Note:The Curves indicate the illuminated area and the average illumination when the luminaire is at different distance.

C Range: 0 - 360DEG
 C Interval: 22.5DEG
 Test Speed: HIGH
 Temperature:24.5DEG
 Operators:William
 Test Date:2019-06-05

γ Range: 0 - 180DEG
 γ Interval: 1.0DEG
 Test System:EVERFINE GO-R5000_V2 SYSTEM V2.0.366
 Humidity:65.7%
 Test Distance:26.000m [K=1.3952]
 Remarks:

ISOLUX DIAGRAM

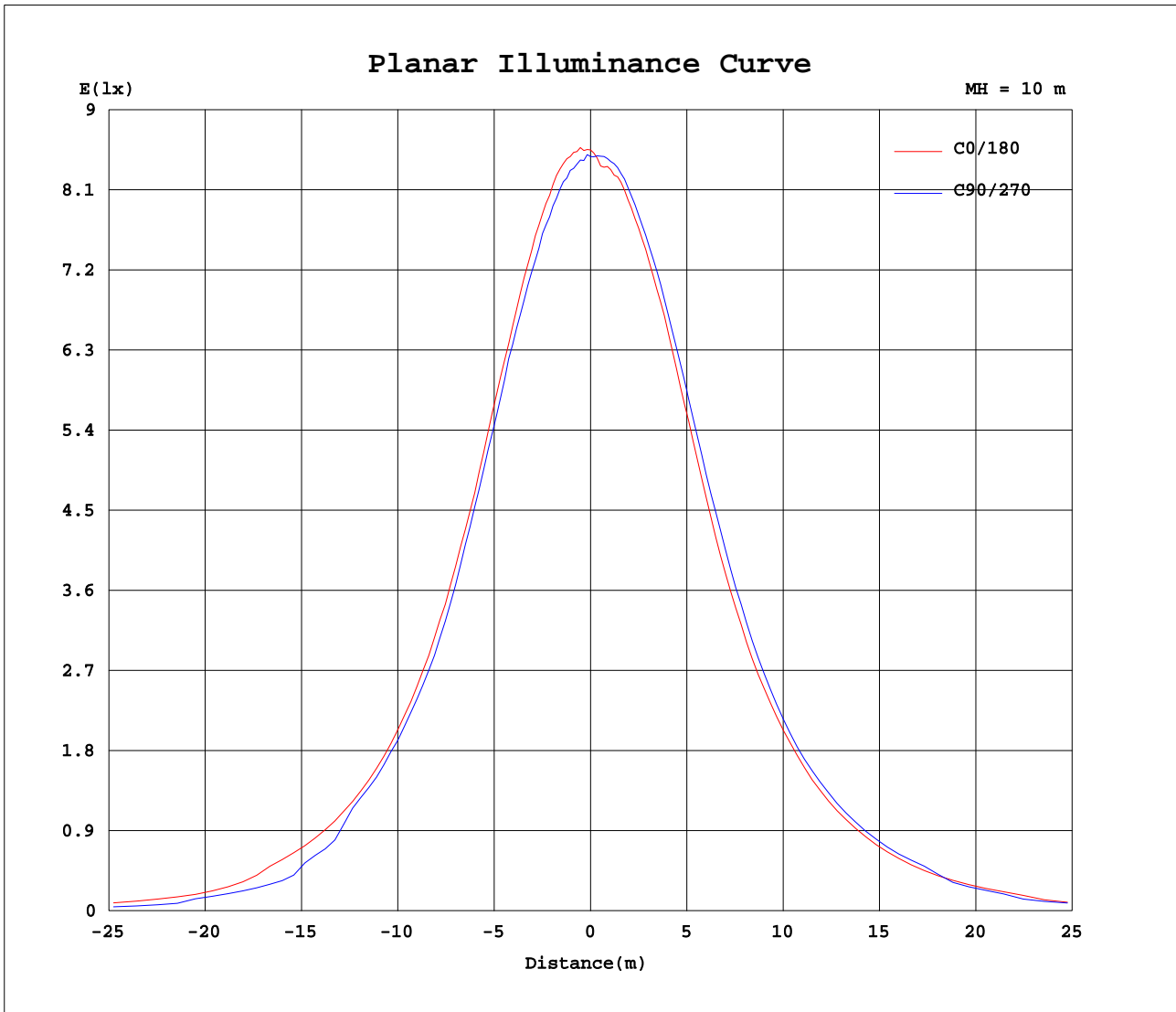
Test:U:220.04V I:0.1855A P:20.766W PF:0.5088 Freq:50.00Hz Lamp Flux:2276.65x1 lm		
NAME: LED Floodlight	TYPE:LED	WEIGHT:N/A
SPEC.:N/A	DIM.:	SERIAL No.:N/A
MFR.: Futlight Optoelectronics Co.,Ltd	SUR.:	Shielding Angle:N/A



C Range: 0 - 360DEG
 C Interval: 22.5DEG
 Test Speed: HIGH
 Temperature:24.5DEG
 Operators:William
 Test Date:2019-06-05

γ Range: 0 - 180DEG
 γ Interval: 1.0DEG
 Test System:EVERFINE GO-R5000_V2 SYSTEM V2.0.366
 Humidity:65.7%
 Test Distance:26.000m [K=1.3952]
 Remarks:

Planar Illuminance Curve



C Range: 0 - 360DEG
C Interval: 22.5DEG
Test Speed: HIGH
Temperature: 24.5DEG
Operators: William
Test Date: 2019-06-05

γ Range: 0 - 180DEG
 γ Interval: 1.0DEG
Test System: EVERFINE GO-R5000_V2 SYSTEM V2.0.366
Humidity: 65.7%
Test Distance: 26.000m [K=1.3952]
Remarks:

LUMINOUS DISTRIBUTION INTENSITY DATA

Test:U:220.04V I:0.1855A P:20.766W PF:0.5088 Freq:50.00Hz Lamp Flux:2276.65x1 lm		
NAME: LED Floodlight	TYPE:LED	WEIGHT:N/A
SPEC.:N/A	DIM.:	SERIAL No.:N/A
MFR.: Futlight Optoelectronics Co.,Ltd	SUR.:	Shielding Angle:N/A

Table--1

UNIT: cd

C(DEG) γ (DEG)	0	22.5	45	67.5	90	112.5	135	157.5	180	202.5	225	247.5	270	292.5	315	337.5			
0	850	850	850	850	850	850	850	850	850	850	850	850	850	850	850	850			
5	857	851	851	850	846	849	850	845	841	843	854	847	857	852	858	858			
10	860	853	852	843	841	842	840	845	843	843	857	851	863	858	861	859			
15	850	853	845	832	829	829	827	839	833	841	853	847	857	858	861	859			
20	832	836	837	817	810	811	817	823	820	832	845	833	851	852	852	850			
25	802	812	820	794	777	783	798	798	786	812	828	819	828	833	831	826			
30	756	772	780	754	732	744	767	759	744	775	803	784	791	802	810	790			
35	700	716	726	691	668	691	715	702	686	733	760	742	740	760	767	739			
40	635	652	658	619	603	619	646	645	627	678	702	683	677	702	708	676			
45	572	584	579	555	544	556	571	587	571	615	632	612	612	627	639	606			
50	505	512	495	489	481	489	492	514	507	553	555	545	547	556	554	536			
55	431	438	420	350	331	355	416	443	439	473	475	477	476	487	473	467			
60	318	335	339	211	208	215	343	358	360	393	395	400	403	407	393	386			
65	206	203	179	153	113	157	191	268	283	306	318	260	253	261	305	254			
70	110	119	83.1	70.1	41.5	72.2	110	143	154	178	188	147	149	144	149	158			
75	33.8	30.3	18.3	5.97	5.65	6.34	25.3	48.8	64.8	93.8	76.9	67.6	68.7	66.4	67.2	65.7			
80	3.37	3.09	2.30	1.63	1.42	1.73	2.55	4.10	3.43	15.0	19.5	6.82	7.12	6.76	14.7	5.04			
85	1.18	0.59	0.01	0.00	0.00	0.00	0.00	0.90	0.50	1.32	2.29	3.53	3.86	3.63	2.44	1.69			
90	0.00	0.00	0.00	0.00	0.00	0.00	0.00	0.00	0.00	0.00	0.00	0.15	0.43	0.00	0.00	0.00			
95	0.00	0.00	0.00	0.00	0.00	0.00	0.00	0.00	0.00	0.00	0.00	0.00	0.00	0.00	0.00	0.00			
100	0.00	0.00	0.00	0.00	0.00	0.00	0.00	0.00	0.00	0.00	0.00	0.00	0.00	0.00	0.00	0.00			
105	0.00	0.00	0.00	0.00	0.00	0.00	0.00	0.00	0.00	0.07	0.00	0.00	0.00	0.00	0.00	0.00			
110	0.00	0.00	0.00	0.00	0.00	0.00	0.00	0.00	0.15	0.15	0.07	0.00	0.00	0.00	0.08	0.22			
115	0.00	0.00	0.00	0.00	0.00	0.00	0.00	0.00	0.37	0.29	0.22	0.22	0.08	0.15	0.30	0.30			
120	0.00	0.00	0.00	0.00	0.00	0.00	0.00	0.00	0.44	0.37	0.30	0.37	0.22	0.22	0.37	0.52			
125	0.00	0.00	0.00	0.00	0.00	0.00	0.00	0.00	0.51	0.44	0.44	0.37	0.45	0.30	0.52	0.52			
130	0.00	0.00	0.00	0.00	0.00	0.08	0.00	0.07	0.80	0.44	0.52	0.52	0.52	0.45	0.60	0.59			
135	0.07	0.08	0.07	0.22	0.15	0.15	0.00	0.15	0.80	0.51	0.52	0.66	0.67	0.60	0.67	0.82			
140	0.44	0.44	0.37	0.51	0.67	0.52	0.37	0.37	0.88	0.73	0.59	0.88	0.89	0.67	0.82	0.89			
145	0.87	0.81	0.66	1.18	1.26	0.97	0.82	0.67	1.10	0.81	0.74	1.03	1.11	0.97	0.97	1.12			
150	1.24	1.25	1.25	1.25	1.34	1.19	1.19	1.19	1.31	1.03	1.04	1.25	1.19	1.12	1.26	1.27			
155	1.39	1.40	1.26	1.25	1.34	1.26	1.19	1.19	1.46	1.32	1.48	1.47	1.41	1.49	1.34	1.41			
160	1.39	1.40	1.26	1.25	1.34	1.26	1.26	1.26	1.39	1.54	1.48	1.47	1.56	1.64	1.41	1.41			
165	1.39	1.40	1.26	1.25	1.41	1.26	1.26	1.26	1.39	1.54	1.48	1.40	1.56	1.64	1.41	1.41			
170	1.46	1.47	1.33	1.47	1.56	1.26	1.26	1.26	1.39	1.54	1.48	1.40	1.56	1.64	1.41	1.41			
175	1.53	1.47	1.41	1.54	1.63	1.49	1.48	1.34	1.39	1.54	1.48	1.40	1.56	1.64	1.41	1.41			
180	1.53	1.47	1.41	1.55	1.63	1.41	1.41	1.41	1.39	1.54	1.48	1.40	1.56	1.64	1.41	1.41			

C Range: 0 - 360DEG
 C Interval: 22.5DEG
 Test Speed: HIGH
 Temperature:24.5DEG
 Operators:William
 Test Date:2019-06-05

γ Range: 0 - 180DEG
 γ Interval: 1.0DEG
 Test System:EVERFINE GO-R5000_V2 SYSTEM V2.0.366
 Humidity:65.7%
 Test Distance:26.000m [K=1.3952]
 Remarks: