

## RGB+CCT Full Touch Remote

Model No.: FUT088

### Features

This product adopt world-wide used 2.4GHz frequency, GFSK control method, with the features of low power consumption, long distance transmitting, strong anti-interference and fast communication rate. Adopt high-precision touching IC Touching is more stable and sensitive, can control specified Mi-Light / MiBoxer smart light with color, color temperature, saturation and brightness changing.

### Parameters

Model No.: FUT088

Working Voltage: 3V(AAA Battery\*2PCS)

Transmitting Power: 6dBm

Standby Power: 20uA

Working Temperature: -20~60°C

Radio Frequency: 2400-2483.5MHz

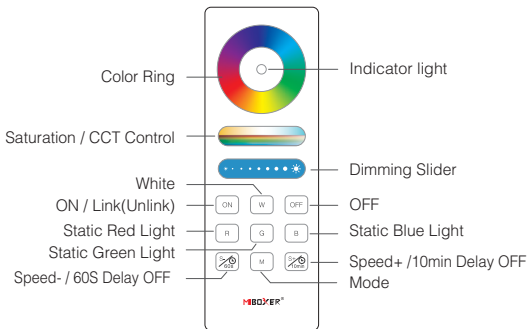
Modulation Method: GFSK

Control Distance: 30m

Size: 47\*16.5\*134mm



### Products Key Diagram



Touch the color ring to change colors.



Under white light mode, adjust color temperature;  
Under color light mode, change color saturation.



Slide the brightness slider to adjust the brightness.



Touch ON button, turn on the linked device.



Touch OFF button, turn off the linked device.



Press the button to get white light.






Static Red Light.



Static Green Light.



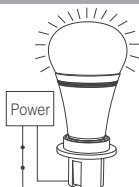
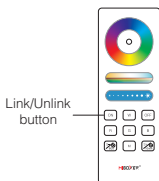
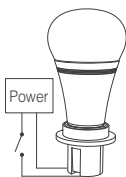
Static Blue Light.

-  Dynamic mode switching button.
-  Slow the speed under present dynamic mode.  
Under static mode, Long press for 2 seconds, the light shine once, the light will be off after 60 seconds.
-  Accelerate the speed under present dynamic mode.  
Under static mode, Long press for 2 seconds, the light shine once, the light will be off after 10 minutes.


## Linking&Unlinking

**Remark:** The light can be working after linking with the remote.

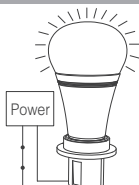
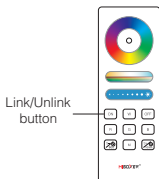
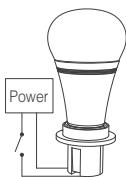
### Linking Instructions




- 1** Switch off the light, after 10 seconds switch on again
- 2** When the light on, short press press "ON" **3 times** within 3 seconds
- 3** The light blink 3 times slowly means the linking is done successfully.

 If the light not blink slowly, the linking failed, Pls switch off the light again, and follow the above steps again.

### Unlinking Instructions



- 1** Switch off the light, after 10 seconds switch on again
- 2** When the light on, short press "ON" **5 times** within 3 seconds
- 3** The light blinking 10 times quickly, means the unlinking successfully.

 If the light not blink quickly, the unlink failed, pls switch off the light again, and follow the above steps to unlink again.

## Attention

1. This remote only control specified Mi-Light / Miboxer products; not all Mi-Light / Miboxer series can work on this remote.
2. In the using of the remote, if the indicated lamp blinking quickly, pls change the battery in time. Pls don't use poor quality battery to avoid the leaking of battery liquid to damage the remote.
4. This 2.4GHz remote is precise electronic product; don't use it in humid, high temperature, dust and high voltage environment; Saving it at indoor, dry and no static electricity environment.
5. Pls don't use the remote on the wide-range metal or strong electromagnetic wave area, otherwise, it will badly affect the controlling distance.



Made in China