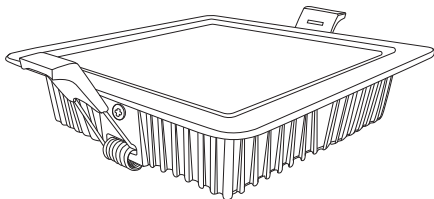


MiBOXER®

Mi·Light Subordinate New Brand



RGB+CCT Square LED Downlight

Model No.: FUT064

Features



RGB+CCT

16 Millions of colors to choose



Color temperature

2700~6500K



Dimmable

Saturation control



2.4G RF wireless transmission
technology



Signal transmitting &
Modes synchronization



Remote control

Control distance 30m



Smart phone APP control
(2.4GHz gateway is needed)



Support third party voice control
(2.4GHz gateway is needed)

Parameters

Model No.: FUT064

CRI: >80

Power: 9W

PF: >0.5

Voltage: AC100~240V 50/60Hz

Lifespan: 50000h

Working Temp.: -20~60°C

Beam Angle: 120°

Color Temp.: 2700K~6500K

RF: 2.4GHz

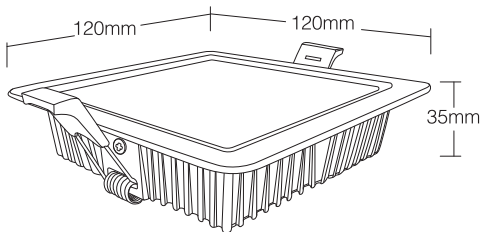
Light Efficiency: 80LM/W

Control Distance: 30m

Luminous Flux: 720LM

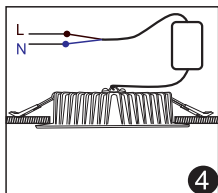
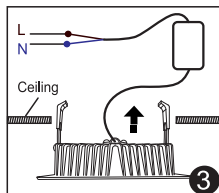
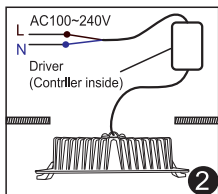
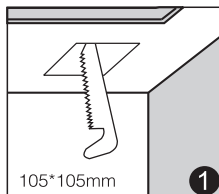
Hole Size: 105*105mm

Material: Aluminum



Installation

- 1). Please open the hole on the ceiling according to the correct size of Diagram 1.
- 2). Connect the driver properly according to the wire connection Diagram 2. (**Please ensure the power is not connected when you install the downlight**).
- 3). put the driver and wire into the ceiling from the hole.
- 4). Push in the two spring elements, make sure that they are deployed and anchored on the back of the ceiling.



Link/Unlink

Compatible with these remote controls (Purchased separately)



FUT089



FUT092



FUT088



FUT096



B8



B4 / T4



B3 / T3



B0



WL-Box1

 **NOTE:**

Lighting can be working after linking with remote;
for more details, pls read the remote instruction.

Dynamic Mode Sheet

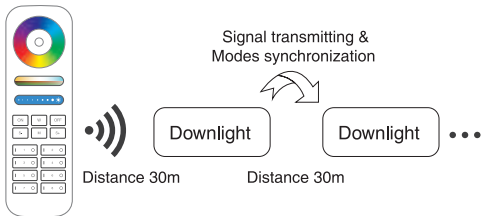
Number	Dynamic Mode	Brightness / Saturation / Speed
1	Mardi Gras	Adjustable
2	Automatic color change	
3	Sam	
4	Gemstone	
5	Twilight	
6	American	
7	Fat Tuesday	
8	Party	
9	Slow Color Splash	

Signal transmitting

One Downlight can transmit the signals from the remote control to another Downlight within 30m, as long as there is a Downlight within 30m, the remote control distance can be limitless.

Modes synchronization

Different Downlight can work synchronously when they are started at different times, controlled by the same remote, under same dynamic mode and within 30m distance.



Attention

1. When install the lighting fixtures, pls switch off the power to make sure the safty.
2. Please check whether the input voltage supply is in accordance with the lighting fixtures.
3. Non-professional user cannot dismantle the lighting fixtures directly, otherwise, it may cause fire and electric shock.
4. Please do not use lighting fixtures around the mental area and high magnetic field, otherwise, it will badly affect the control distance.



www.futlight.com

Made in China



Signal transmitting &
Modes synchronization