

**MiBOXER<sup>®</sup>**

**Mi • Light Subordinate New Brand**

**Single Color LED Strip Controller (433MHz )**

Model No.: FUT041

# Features

This controller adopt the widely used 433MHz wireless technology with the features of low power consumption, long signal transmitting and strong anti-interference, etc. Widely used on the controlling of hotel lighting and home lighting.



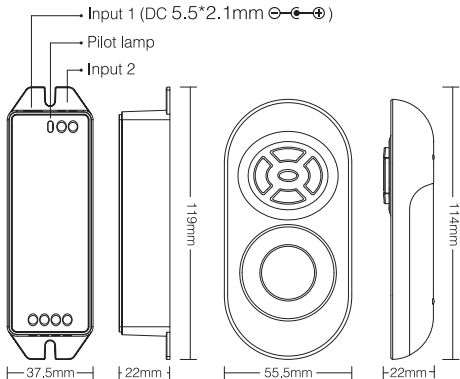
Dimmable  
control



433MHz RF wireless  
transmission technology



Remote control  
Control distance 30m



# Parameters

## Remote Control

Working Voltage: 3V(2\*AAA Battery)

Working Temp.: -20~60°C

RF: 433MHz

Standby Power: 20uA

Transmitting Power: <10mW

Modulation Method: ASK

Control Distance: 30m

## Strip Controller

Input Voltage: DC12V~24V

Output: 12A/Channel

Total Output: Max 12A

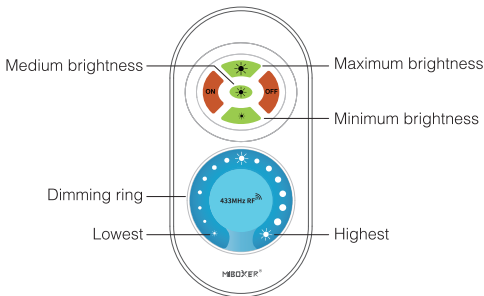
Working Temp.: -20~60°C

RF: 433MHz

Control Distance: 30m

Output Connection: Common anode

## Products Key Diagram



# Connect diagram

## Pilot lamp instruction:

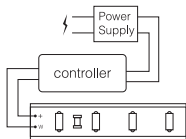
Always lighting means working normally; Flash means receiving remote signal.



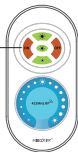
## **Note**

Factory setting is one remote control one receiver. Users can group it as per the need. One remote can control countless receivers, but one receiver just can be controlled by max 4 remotes.


# Linking the controller



Link/Unlink  
button



Switch off the light, after 10 seconds switch on again.

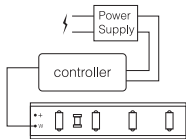
When the light on, short press "  " **1 time** within 3 seconds.

The light blink 3 times slowly means the linking is done successfully.

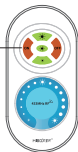


If the light not blink slowly, the linking failed, Pls switch off the light again, and follow the above steps again.


# Unlinking the controller



Link/Unlink  
button



Switch off the light, after 10 seconds switch on again.

When the light on, short press "  " **5 times** within 3 seconds.

The light blinking 6 times quickly, means the unlinking successfully.



If the light not blink quickly, the unlink failed, pls switch off the light again, and follow the above steps to unlink again.

# Attention

1. Please check whether the input voltage of the constant voltage power supply is in accordance with the controller, and please check the connection of both the cathode and anode, otherwise the controller will be damage.
2. Please don't connect wires with power on. Please turn on again only when it is in right connection and no short circuit.
3. Non-professional user cannot dismantle the controller directly, otherwise it may damage the controller.
4. Please do not use the controller in the place with widely range metal area or strong electromagnetic wave nearby, otherwise, the remote distance will be seriously affected.



[www.futlight.com](http://www.futlight.com)

**Made in China**

