










Features

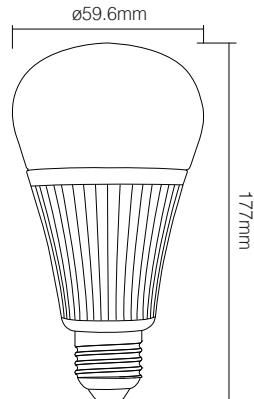
-  RGB+CCT
16 Millions of colors to choose
-  Color temperature
2700K~6500K
-  Dimmable
Saturation control
-  2.4G
2.4G RF wireless transmission technology
-  Signal transmitting &
Modes synchronization
-  Remote control
Control distance 30m
-  Smartphone APP control
(2.4GHz gateway is needed)
-  Support third party voice control
(2.4GHz gateway is needed)
-  DMX512 controllable
(DMX512 transmitter is needed)

5W E14 RGB+CCT LED Bulb

Model No.: FUT013

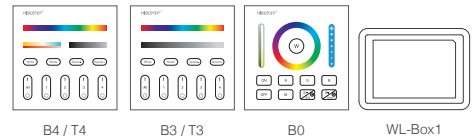
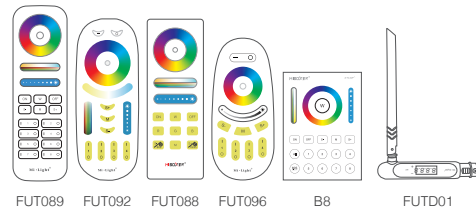
Parameters

Model No.: FUT013	CRI: >80
Power: 5W	PF: >0.5
Voltage: AC100~240V	Lifespan: 50000h
Frequency: 50/60Hz	Beam Angle: 240°
Color Temp.: 2700K~6500K	RF: 2.4GHz
Light Efficiency: 90 LM/W	Control Distance: 30m
Luminous Flux: 450LM	Base Type: E14



Link/Unlink

Compatible with these remote controls (Purchased separately)



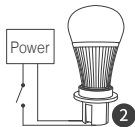
NOTE:

LED bulb can be working after linking with remote controller or DMX512 transmitter; for more details, please read the remote controller or DMX512 transmitter instruction.

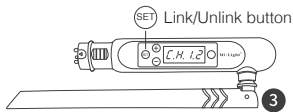
DMX512 LED Transmitter Link/Unlink

Compatible with DMX512 LED Transmitter (**Purchased separately**)

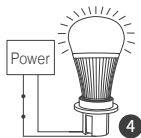
① Choose the zone for the controller by pressing '+' or '-' (e.g. 'CH12' means zone 12)



Link Switch off the bulb, after 10 seconds switch on again



When the bulb pilot lamp is on, short press "SET" **3 times** within 3 seconds



The bulb blink slowly 3 times, means the linking is done successfully

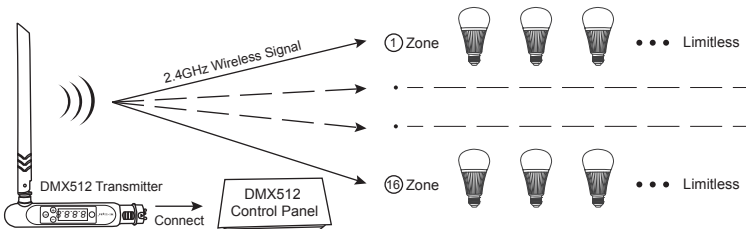
Unlink Switch off the bulb, after 10 seconds switch on again

When the bulb pilot lamp is on, short press "SET" **5 times** within 3 seconds

The bulb blink quickly 10 times, means the unlinking is done successfully

 If the link or unlink failed, please follow the above steps again.

DMX512 LED Transmitter Connection Diagram

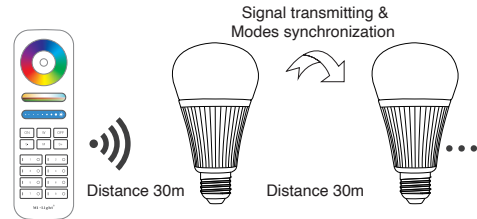


Dynamic Mode Sheet

Number	Dynamic Mode	Brightness / Saturation / Speed
1	Mardi Gras	Adjustable
2	Automatic color change	
3	Sam	
4	Gemstone	
5	Twilight	
6	American	
7	Fat Tuesday	
8	Party	
9	Slow Color Splash	

Modes synchronization

Different bulb can work synchronously when they are started at different times, controlled by the same remote, under same dynamic mode and within 30m distance.



Attention

1. Make sure the voltage is between AC100~240V.
2. When install the light, pls switch off the power to make sure the safety.
3. The working power is high voltage alternating current, so it must be far away from people and must with ground connection.
4. Avoid using under high temperature or moisture.

Signal transmitting

One bulb can transmit the signals from the remote control to another bulb within 30m, as long as there is a bulb within 30m, the remote control distance can be limitless.



Made in China