

## RGB+CCT LED Underground Light (Subordinate Lamp)

Model No.: SYSRD2

**This product has to be connected to "SYS-T1 Controller" or "SYS-PT1 Controller Box" to fulfill the remote controlling.**

### Features

The housing is made of die-cast aluminum and stainless steel; The lens is with high transmittance PC; light color is smooth, no diffused lighting and shadow. We adopt silicone seal protection; waterproof rate is IP68. Connecting with "SYS-T1 controller" or "SYS-PT1 controller box", you can wireless control the 16 millions color, color temperature, brightness and saturation. Widely used on plaza, park, garden and fountain, etc.



RGB+CCT  
16 Millions of colors to choose



Dimmable  
Saturation control



Color temperature  
2700K~6500K



Waterproof and dustproof  
grade IP68

### Dynamic Mode Sheet

Number	Dynamic Mode	Brightness&Speed
1	Mardi Gras	Adjustable
2	Automatic color change	
3	Sam	
4	Gemstone	
5	Twilight	
6	American	
7	Fat Tuesday	
8	Party	
9	Slow Color Splash	

### 9W RGB+CCT LED Underground Light (Subordinate Lamp)

Model No.: SYSRD2

Input Voltage: DC24V

Power: 9W

Working Temperature: -20~60°C

Color temperature: 2700K~6500K

Luminous Flux: 700LM

Light Efficiency: 80LM/W

CRI: >80

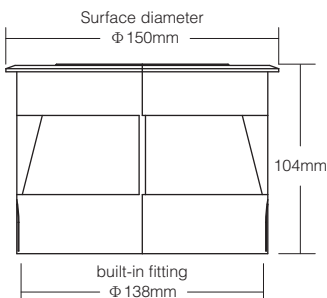
Lifespan: 50000h

Beam Angle: 15°

IP Rate: IP68

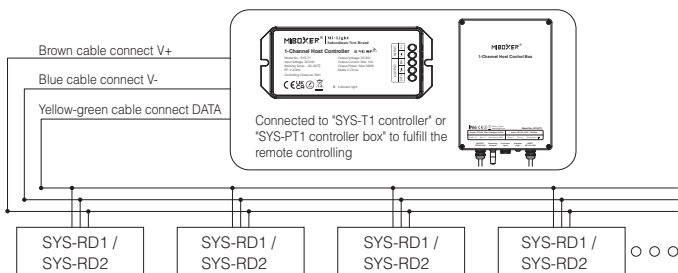
Product Weight: 950g

Housing Material: Stainless Steel+stainless steel



# Connection Diagram

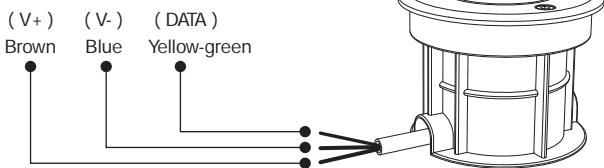
**Note:** The "SYS-T1 Controller" and "SYS-PT1 Controller Box" has to be purchased separately.



**Note:** When using "SYS-T1 controller" or "SYS-PT1 controller box", you need to add "SYS-T2 1-channel signal amplifier" or "SYS-PT2 1-channel amplifier box" for below 3 situations.

1. Connecting over 50pcs lights.
2. Connected cable length over 300m.
3. Output power over (SYS-T1: 360W ) / ( SYS-PT1: 220W ).

## Input: DC24V



## Attention

1. Please check whether the input voltage is in accordance with the lighting working voltage, and please check the connection of both the cathode and anode.
2. The working Voltage is DC24V, the lighting will be damage if the voltage is higher than 24V.
3. Non-professional user cannot dismantle the controller directly, Otherwise it may damage the light.