

2.4G Sunrise Remote (Color Temp.)

Model No.: S1W

Product Features

This product adopt world-wide used 2.4GHz frequency, GFSK control method, with features of low power consumption, long distance transmitting, strong anti-interference and fast communication rate. It can control color temperature and brightness of Mi-Light / MiBoxer 2.4G smart light.

Product Parameters

Model No.: S1W

Working Voltage: 3V(AAA battery*2PCS)

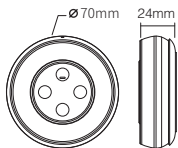
Transmitting Power: 6dBm

Standby Power: 20uA

RF: 2.4GHz

Modulation Method: GFSK

Control Distance: 30m



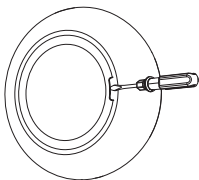
Button Diagram



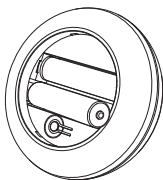
Touch ring: brightness, color temperature, use together.
(It turns to adjust brightness by default if remote is not operated for 3 seconds)

Install Battery

Note: 2*AAA Battery need to buy separately





1. Open battery cover behind remote.



2. Install battery correctly and close battery cover.

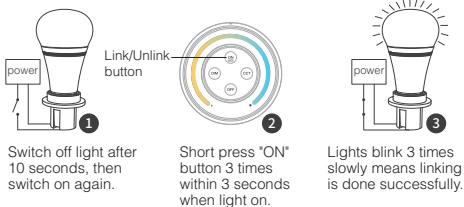
Function Description


- Adjust color temperature
Short press **(CCT)** key once, then touch  to adjust color temp.
- Adjust brightness
Short press **(DIM)** key once, then touch  to adjust brightness.

Linking Code / Unlinking Code Instructions

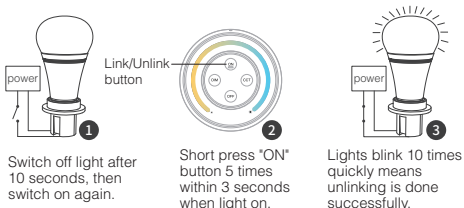
You can control lights after linking remote with light.


Linking Code Instructions



 Linking failed if light is not blinking slowly, Please follow above steps again. (Note: lights that have linked can't link again)

Unlinking Code Instructions



 Unlinking failed if light is not blinking quickly, Please follow above steps again. (Note: lights haven't linked that don't need to unlink)

Attention

1. If indicator light flashes quickly when using, please replace battery in time. Do not use poor quality battery in case of leaving out liquid to damage remote.
2. Do not use remote in a large-scale metal area or an area with strong electromagnetic waves nearby, otherwise will affect communication distance seriously .



Made in China